ELCO Lighting

Project name:

Fixture type:

Date:

# 6" LED Light Engine with Adjustable Trim (4000-6000 lm)

## Features

- USA Designed and Assembled.
- Frame sold separately (see Compatible Housings).
- 2 at the end of the item number denotes Generation 2. Please note Gen 2 and Gen 1 are not cross compatible.

## Specifications

| | |
|---|---|
| **Wattage** | 21.6W |
| **Lumens** | 2000 lm |
| **Voltage** | |
| **Color Temp.** | SunsetK |
| **Dimmable** | |
| **Lamp Type** | LED |
| **Beam Angle** | 60° |
| **CRI** | 93+ |
| **Wet Location** | Listed |

## Options

**Black**

**Chrome**

**Haze**

**Haze w/White Ring**

**White**

## Technical Details

**Optics**: Frosted polycarbonate lens diffuses light evenly throughout while reducing glare with LED technology.

**Reflector Construction**: Reflector is one piece, deep, self-flanged construction spun from .05” thick High Grade Aluminum. Integral gimbal ring has adjustability up to ±25° ideal for sloped ceilings and wall wash applications.

**Installation:** Must be installed on a Laurel System frame with compatible lumen rating. Frames are available for New Construction, Remodel and as a Retrofit Kit.

**LED Technology:**

- Extremely accurate Color Rendering Index of 93+ CRI.
- Efficacy of >90 lumens per watt.
- Lumen Maintenance of 50,000 hours L70 Life based on LM80 standardized test results.
- Superior Thermal Management by utilizing ELCO Red heat sink.
- Instant On to Full Brightness technology.
- No LED pixilation.

**Listings**:

- cULus Listed for Wet Location.
- RoHS Compliant.

**Warranty:** ELCO Products are built to last. 5-year Limited warranty.

## Dimensions

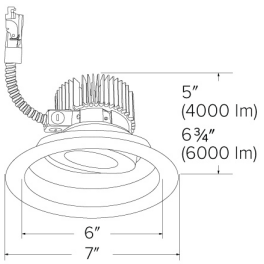


2042 E. Vernon Ave., Vernon, CA 90058 • Tel (323) 231-2600 Fax (323) 231-3200 • elcolighting.com
© ELCO Lighting 2026. All rights reserved • Rev. 05 Feb 2025 • ELCO Lighting reserves the right to make specification and design changes without notice.

## Product Number Builder Example: **E618L0827W2**

| ELCO 6" Adjustable | Laurel | Lumens | Color Temp. | Finish | Generation |
|---|---|---|---|---|---|
| **E618** | **L** | | | | |
| | | **40** 4000 lm | **30** 3000K | **W** All White | Gen 1 |
| | | **60** 6000 lm | **35** 3500K | **B** All Black | **2** Gen 2 |
| | | | **40** 4000K | **C** All Chrome | |
| | | | **50** 5000K | **H** All Haze | |
| | | | | **HW** Haze w/White Ring | |


© ELCO Lighting 2026. All rights reserved • Rev. 05 Feb 2025 • ELCO Lighting reserves the right to make specification and design changes without notice.

# Compatible Products

For use with **6″ Laurel™ Light Engines**

## 6″ Laurel™ Commercial LED Frames

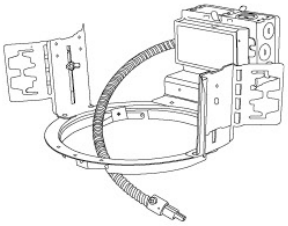

6″ Architectural Frame
**E6LH**

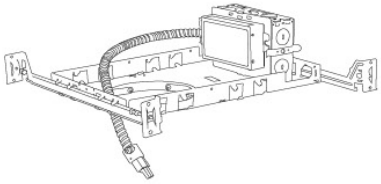

6″ Plaster Frame
**E6LF**

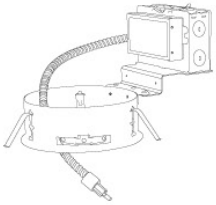

6″ Remodel Frame
**E6LR**

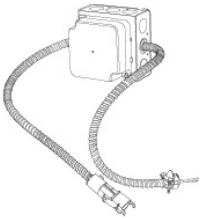

6″ Retrofit Kit
**E6LT**

**PRODUCT NUMBER BUILDER**

| Frame Type | | Voltage | | Lumen | | Dimming | | Optional | | Generation | |
|---|---|---|---|---|---|---|---|---|---|---|---|
| **E6LH** | Architectural | **U** | 120/277V | **08** | 850 lm | **D** | Triac/ELV/0-10V | **EM1** | Emergency Backup up to 700 lm output | **(blank)** | Gen 1 |
| **E6LF** | Plaster | | | **12** | 1250 lm | **S** | Sunset | **EM2** | Emergency Backup up to 1100 lm output | **2** | Gen 2 |
| **E6LR** | Remodel | | | **16** | 1600 lm | **L** | Lutron | | | | |
| **E6LT** | Retrofit | | | **20** | 2000 lm | | | | | | |
| | | | | **30** | 3000 lm | | | | | | |
| | | | | **40** | 4000 lm | | | | | | |
| | | | | **60** | 6000 lm | | | | | | |

2042 E. Vernon Ave., Vernon, CA 90058 • Tel (323) 231-2600 Fax (323) 231-3200 • elcolighting.com
© ELCO Lighting 2026. All rights reserved • Rev. 05 Feb 2025 • ELCO Lighting reserves the right to make specification and design changes without notice.

# LED Light Engine

Multiplier: 2700K (x 0.88), 3000K (x 0.92), 3500K (x 0.96), 5000K (x 1.04)

## PHOTOMETRIC REPORT

Product #: E618L6040H
Wattage/Lumens: 70.3W/ 5668 Lm
Luminaire LPW: 81 Lm/W

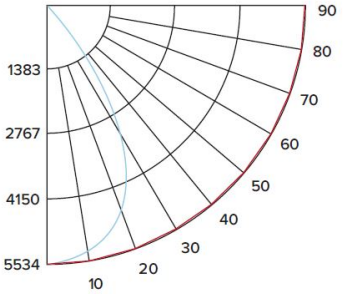


## CANDLE POWER SUMMARY

| Degrees Vertical | 0° |
|---|---|
| 0 | 5534 |
| 5 | 5468 |
| 15 | 4935 |
| 25 | 4019 |
| 35 | 2330 |
| 45 | 476 |
| 55 | 69 |
| 65 | 23 |
| 75 | 8 |
| 85 | 1 |
| 90 | 0 |

## ILLUMINANCE AT A DISTANCE

| Distance to Target Plane | Footcandles Beam Center | Beam Diameter |
|---|---|---|
| 4' | 346 | 5.2' |
| 6' | 154 | 7.9' |
| 8' | 86.5 | 10.5' |
| 10' | 55.3 | 13.1' |

## ZONAL LUMEN SUMMARY

| Zone | Lumens | % Luminaire |
|---|---|---|
| 0-30° | 3733.68 | 65.90 |
| 0-40° | 5157.83 | 91.00 |
| 0-60° | 5634.92 | 99.40 |
| 0-90° | 5668.25 | 100.00 |


© ELCO Lighting 2026. All rights reserved • Rev. 05 Feb 2025 • ELCO Lighting reserves the right to make specification and design changes without notice.