ELCO Lighting

Project name:

Fixture type:

Date:

2″ Koto Sylo™ Track Head

Works with Koto™ Standard LED Module

Features

- Modern Die-Cast aluminum fixture for easy maintenance and upgrades
- Standard Fixtures or Fixtures with Stems (12") available
- Includes Standard 38º lens, with 25º and 60º lenses. Optional: 18° & 90° lenses available.
- Works with Single and Two Circuit Track
- Sunset option dims from 3000K to 1800K
- Human Centric option dims from 4000K to 2200K
- 90° tilt, 358° rotation
- Energy Star Certified. Title 24 JA8-2022 Compliant
- Life span of 50,000 hours L70
- This track head comes standard as H Style.
  J (Juno) and L (Lightolier) styles are available:
  For J style please order PJTHI (W/B) with the track head.

  For L style please order PLTHI (W/B) with the track head.
  Note these must be factory installed.

Specifications

Wattage	12.5W
Lumens	1150 lm
Voltage	120V
Color Temp.	3000K
Dimmable	Triac/ELV
Lamp Type	LED
Beam Angle	10°
CRI	95

Options

White

Black

Silver

Bronze

White with Stem

Black with Stem

Silver with Stem

Technical Details

Optics: Polycarbonate module lens diffuses light evenly throughout while reducing glare with LED technology.

Construction: Integrated driver and light engine with quick connect. Diecast aluminum body with heat fins allows for efficient cooling.

Installation: Twist-lock design for toolless trim installation, for use with Koto Sylo™ products only.

Electrical: Module connects to 120 power supply. High-efficiency driver with a power factor >0.9. Start time of less than 0.75 seconds.

LED Technology: Extremely accurate Color Rendering Index of 95+. Lumen Maintenance of 50,000 hours L70 Life based on LM80 standardized test results. Superior Thermal Management by utilizing integrated heat sink. Instant On to Full Brightness technology. No LED pixelation.

Sunset: Sunset color temperature is our dim-to-warm LED technology that allows the color temperature to become warmer as the product is dimmed. Our SUNSET items start at 3000K and go as low as 1800K when dimmed. For Sunset dim technology be sure to order an item with "Sunset" in the Color Temperature (CCT) attribute. HUMAN CENTRIC start at 4000K and go as low as 2700K when dimmed.

Delivered Lumens:

0327 2700K/442.8 lm/5W **0330** 3000K/461.2 lm/5W

0727 2700K/770 lm/10.5W **0730** 3000K/800 lm/10.5W **0735** 3500K/830 lm/10.5W **0740** 4000K/860

Dimensions

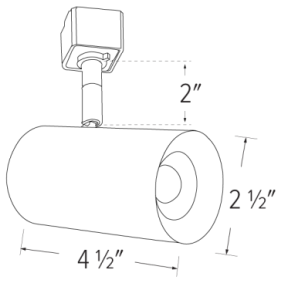

© ELCO Lighting 2026. All rights reserved • Rev. 16 May 2025 • ELCO Lighting reserves the right to make specification and design changes without notice.

lm/10.5W

08CT5 2700K/728.5 lm/10.5W **08CT5** 3000K/886 lm/10.5W **08CT5** 3500K/902 lm/10.5W **08CT5** 4000K/920 lm/10.5W **08CT5** 5000K/931 lm/10.5W

0927 2700K/912 lm/10.5W **0930** 3000K/950 lm/10.5W **0935** 3500K/990 lm/10.5W **0940** 4000K/1030 lm/10.5W **09SD** Sunset/940 lm/10.5W

10CT5 2700K/908 lm/12.5W **10CT5** 3000K/1012 lm/12.5W **10CT5** 3500K/1038 lm/12.5W **10CT5** 4000K/1040 lm/12.5W **10CT5** 5000K/1032 lm/12.5W

1124 2400K/730 lm/12.5W **1127** 2700K/1068 lm/12.5W **1130** 3000K/1112 lm/12.5 **1135** 3500K/1156 lm/12.5W **1140** 4000K/1202 lm/12.5W **11SD** Sunset/1050 lm/12.5W **11HC** Human Centric/1050 lm/12.5W

Dimmability: Works with 120V Triac and ELV type dimmers. Dims down to 10%. For full list of dimmers, refer to the Dimmer Compatibility List. Industry-leading dimming that dims smoothly with no hot spots or flickering.

Listings: RoHS Compliant. Meets Energy Star & California Title 24 JA8-2022 standards.

Warranty: ELCO Products are built to last with a 5-year Limited Warranty.

Dimensions with Stem

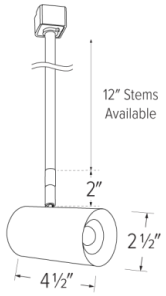

Product Number Builder

Example: **E25TW-0727**

Koto Sylo™	Style	Finish	Koto™ Module	Color Temp	Beam Angle	Length
E25						
	T Track Head	**W** All White	**-03** 350 lm (5W) [1, 2]	**24** 2400K	38° lens [9]	Standard
		B All Black	**-07** 750 lm (10.5W)	**27** 2700K	**-S** 18° lens	**-12** 12" Stem [12]
		S Silver	**-08** 825 lm (10.5W) [1, 3]	**30** 3000K	**-N** 25° lens	
		BZ Bronze	**-09** 950 lm (10.5W)	**35** 3500K	**-W** 60° lens	
			-10 1000 lm (12.5W) [1, 3]	**40** 4000K	**-T** 10° [1, 10]	
			-11 1150 lm (12.5W)	**SD** Sunset (-09 and -11 Only) [4, 5]	**-E** 90° [11]	
			-13 1350 lm (12.5W)	**HC** Human Centric (-11 only) [1, 6, 7]		
				CT5 2700K - 5000K [1, 8]		

[1] Available as 120V, Triac/ELV only

[2] Available with 2400K, 2700K and 3000K Color Temperature Only

[3] Available with CT5 color temperature only

[4] Available with -09 and -11 lumen outputs only

[5] Sunset, Dim to Warm technology, automatically transitions from 3000K to 1800K when dimmed

[6] Available with 1150 lumen (-11) outputs only

[7] Human Centric, Dim to Warm technology, automatically transitions from 4000K to 2200K when dimmed

[8] Available with -08 and -10 lumen outputs only

[9] Includes 25° and 60° lens in the box

[10] Available with 350 and 750 lumen, 2700K and 3000K options only

[11] 90° Frosted Reflector

[12] Stem is not field cuttable, Not available in Bronze (BZ)

© ELCO Lighting 2026. All rights reserved • Rev. 16 May 2025 • ELCO Lighting reserves the right to make specification and design changes without notice.

Compatible Products

For use with Dedicated **2" Koto Sylo™ Fixtures**

Koto™ LED Module Accessories

Lens

EP731C	18° Lens
EP732C	25° Lens
EP733C	38° Lens
EP734C	60° Lens

**EP732C, EP733C, EP734C Included*

Reflectors

EP735C	15°
EP736C	25°
EP737C	38°
EP738C	60°

Secondary Optics

L45	Hex Louver
L46	Linear Louver
L47	Spread Louver
L49	Frosted Lens
L51	Color Shifter

Snoot

L50W	White
L50B	Black

© ELCO Lighting 2026. All rights reserved • Rev. 16 May 2025 • ELCO Lighting reserves the right to make specification and design changes without notice.

Track Accessories

Single Circuit

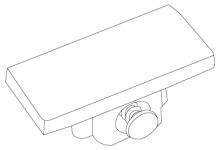

Dead End

Dead end cap for single and double circuit track

CAT NO.	SPECIFICATIONS
EP812W	White
EP812B	Black
EP812BZ	Bronze
EP812N	Nickel

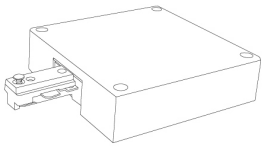

T-Bar Ceiling Feed

Live feed with outlet box for use with T-bar ceilings

CAT NO.	SPECIFICATIONS
EP817W	White
EP817B	Black
EP817BZ	Bronze
EP817N	Nickel

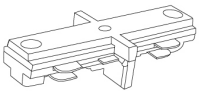

Dead Mini Connector

Dead Mini Connector to join two track sections without passing the power

CAT NO.	SPECIFICATIONS
EP825W	White
EP825B	Black
EP825BZ	Bronze
EP825N	Nickel

T-Bar Ceiling Feed

In-line T-bar ceiling feed

CAT NO.	SPECIFICATIONS
EP827W	White
EP827B	Black

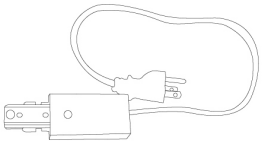

Cord and Plug Connector

Cord and Plug Connector for single circuit track. 10 Amp MAX or 1200W. 12 ft. long

CAT NO.	SPECIFICATIONS
EP850W	White
EP850B	Black
EP850BZ	Bronze
EP850N	Nickel

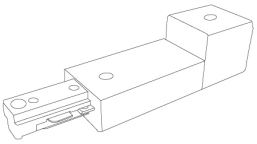

Conduit Connector

To start a surface run

CAT NO.	SPECIFICATIONS
EP880W	White
EP880B	Black
EP880BZ	Bronze
EP880N	Nickel

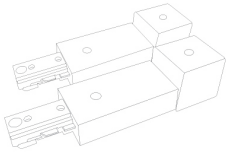

Conduit Continuation Kit

Kit includes: (1) Left and (1) Right feed, to continue around obstructions with ½″ surface conduit

CAT NO.	SPECIFICATIONS
EP979W	White
EP979B	Black

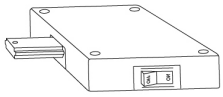

Live Feed with Current Limiter

Current Limiter for single circuit track. 1A to 12A available

CAT NO.	SPECIFICATIONS
EP840W-1A	White \ 1 Amp
EP840W-2A	White \ 2.5 Amp
EP840W-5A	White \ 5 Amp
EP840W-7A	White \ 7.5 Amp
EP840W-10A	White \ 10 Amp
EP840W-12A	White \ 12 Amp
EP840B-1A	Black \ 1 Amp
EP840B-2A	Black \ 2.5 Amp
EP840B-5A	Black \ 5 Amp
EP840B-7A	Black \ 7.5 Amp
EP840B-10A	Black \ 10 Amp
EP840B-12A	Black \ 12 Amp
EP840BZ-1A	Bronze \ 1 Amp
EP840BZ-2A	Bronze \ 2.5 Amp
EP840BZ-5A	Bronze \ 5 Amp
EP840BZ-7A	Bronze \ 7.5 Amp
EP840BZ-10A	Bronze \ 10 Amp
EP840BZ-12A	Bronze \ 12 Amp

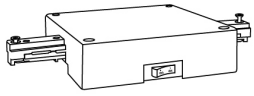

In-Line Feed Connector with Current Limiter

Current Limiter for single circuit track. 1A to 12A available

CAT NO.	SPECIFICATIONS
EP841W-1A	White \ 1 Amp
EP841W-2A	White \ 2.5 Amp
EP841W-5A	White \ 5 Amp
EP841W-7A	White \ 7.5 Amp
EP841W-10A	White \ 10 Amp
EP841W-12A	White \ 12 Amp
EP841B-1A	Black \ 1 Amp
EP841B-2A	Black \ 2.5 Amp
EP841B-5A	Black \ 5 Amp
EP841B-7A	Black \ 7.5 Amp
EP841B-10A	Black \ 10 Amp
EP841B-12A	Black \ 12 Amp

© ELCO Lighting 2026. All rights reserved • Rev. 16 May 2025 • ELCO Lighting reserves the right to make specification and design changes without notice.

Track Accessories

ELCO Lighting

Two Circuit

Two Circuit Track

Track supplied with dead end and mounting hardware

CAT NO.	SPECIFICATIONS
EC002W	White / 2′
EC004W	White / 4′
EC006W	White / 6′
EC008W	White / 8′
EC012W	White / 12′
EC002B	Black / 2′
EC004B	Black / 4′
EC006B	Black / 6′
EC008B	Black / 8′
EC012B	Black / 12′

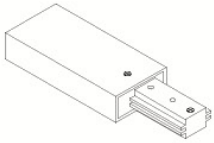

Live End Connector

Two circuit live end connector to start a run

CAT NO.	SPECIFICATIONS
EC801W	White
EC801B	Black

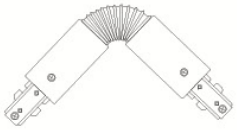

Flexible Connector

Flexible connector to join two track sections at an angle up to 90º

CAT NO.	SPECIFICATIONS
EC802W	White
EC802B	Black

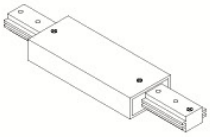

Straight Connector

Power feedable connector to join two track sections

CAT NO.	SPECIFICATIONS
EC803W	White
EC803B	Black

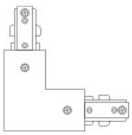

L Connector

Power feedable connector to join two track sections at a 90° angle

CAT NO.	SPECIFICATIONS
EC804W	White
EC804B	Black

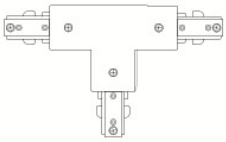

T Connector

Power feedable connector to join three track sections

CAT NO.	SPECIFICATIONS
EC805W	White
EC805B	Black

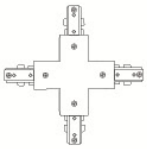

X Connector

Power feedable connector to join four track sections

CAT NO.	SPECIFICATIONS
EC806W	White
EC806B	Black

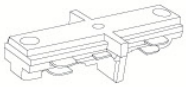

Mini Connector

Mini Connector to join two track sections. Cannot be used as a feed point

CAT NO.	SPECIFICATIONS
EC808W	White
EC808B	Black

Floating Canopy

Can be used anywhere along length of track to supply power. Includes end cap

CAT NO.	SPECIFICATIONS
EC809W	White
EC809B	Black

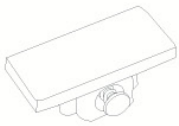

Dead End

Dead end cap for single and double circuit track

CAT NO.	SPECIFICATIONS
EP812W	White
EP812B	Black

T-Bar Ceiling Feed

Live feed with outlet box for use with T-bar ceilings

CAT NO.	SPECIFICATIONS
EC817W	White
EC817B	Black

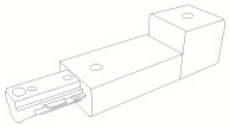

Conduit Connector

To start a surface run

CAT NO.	SPECIFICATIONS
EC880W	White
EC880B	Black

© ELCO Lighting 2026. All rights reserved • Rev. 16 May 2025 • ELCO Lighting reserves the right to make specification and design changes without notice.

Two Circuit

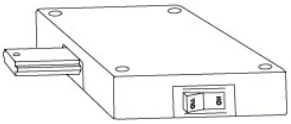

Two Circuit Live-End Feed Connector with Current Limiter

1A to 12A available. Separate circuit breaker for each circuit.
Custom current rating available upon request

CAT NO.	SPECIFICATIONS	CIRCUIT 1		CIRCUIT 2	
EC840W	White	1A	1 Amp	1A	1 Amp
EC840B	Black	2A	2.5 Amp	2A	2.5 Amp
		5A	5 Amp	5A	5 Amp
		7A	7.5 Amp	7A	7.5 Amp
		10A	10 Amp	10A	10 Amp
		12A	12.5 Amp	12A	12.5 Amp

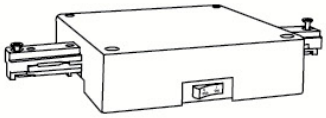

Two Circuit In-Line Feed Connector with Current Limiter

1A to 12A available. Separate circuit breaker for each circuit.
Custom current rating available upon request

CAT NO.	SPECIFICATIONS	CIRCUIT 1		CIRCUIT 2	
EC841W	White	1A	1 Amp	1A	1 Amp
EC841B	Black	2A	2.5 Amp	2A	2.5 Amp
		5A	5 Amp	5A	5 Amp
		7A	7.5 Amp	7A	7.5 Amp
		10A	10 Amp	10A	10 Amp
		12A	12.5 Amp	12A	12.5 Amp

2042 E. Vernon Ave., Vernon, CA 90058 • Tel (323) 231-2600 Fax (323) 231-3200 • elcolighting.com
© ELCO Lighting 2026. All rights reserved • Rev. 16 May 2025 • ELCO Lighting reserves the right to make specification and design changes without notice.

Track Accessories

ELCO Lighting

General

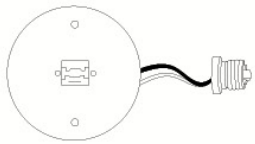

Track Adapter Trim

For use with standard 6″ recessed housings. Allow track lamp holders to be used with recessed intallations. Up to 150W Max. 7 ½″ O.D.

CAT NO.	SPECIFICATIONS
EP577W	White
EP577B	Black

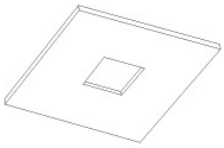

Outlet Box Cover

Outlet box cover. Screws not included. 5″ x 5″ x ⅛″ x 1 ¼″ Sq

CAT NO.	SPECIFICATIONS
EP800W	White
EP800B	Black
EP800BZ	Bronze

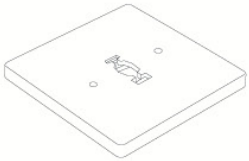

Monopoint Canopy

Allows any lamp holder (300W MAX.) to be converted to canopy installation. For Line Voltage fixtures

CAT NO.	SPECIFICATIONS
EP811W	White
EP811B	Black
EP811BZ	Bronze
EP811N	Nickel

Sign Hanger

Sign Hanger with hook for single and double circuit track. Holds up to 25 lbs

CAT NO.	SPECIFICATIONS
EP813W	White
EP813B	Black
EP813BZ	Bronze
EP813N	Nickel

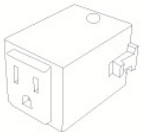

Outlet Adapter

Outlet Adapter for single circuit and two circuit track

CAT NO.	SPECIFICATIONS
EP814W	White
EP814B	Black
EP814BZ	Bronze
EP814N	Nickel

Pendant Adapter

For single circuit and two circuit track with strain relief connector for cord or chain hung fixtures. Holds up to 35 lbs

CAT NO.	SPECIFICATIONS
EP815W	White
EP815B	Black
EP815BZ	Bronze
EP815N	Nickel

Round Monopoint Canopy

For Line Voltage fixtures. 4 ⅝″ O.D.

CAT NO.	SPECIFICATIONS
EP819W	White
EP819B	Black
EP819BZ	Bronze

Straight Channel

Provides support for straight connection points in suspended track system. Track sits inside the channel. 16 ¼″ long. Support rails for tracks

CAT NO.	SPECIFICATIONS
EP844W	White
EP844B	Black

L Channel

Support corner connection points in suspended track system. Track sits inside the channel. 16 ¼″ long in each side. Support rails for tracks

CAT NO.	SPECIFICATIONS
EP845W	White
EP845B	Black

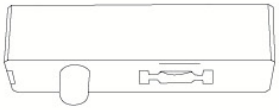

Dimmer Switch

Dimmer with ON/OFF switch. For Line Voltage fixtures. 150W MAX. For use with extension wands. Halogen lamps only

CAT NO.	SPECIFICATIONS
EP901W	White
EP901B	Black

Clamp Cord and Plug

Clamp with 6 ft.cord and plug with female track connector for attaching a Line Voltage fixture

CAT NO.	SPECIFICATIONS
EP903W	White
EP903B	Black

48″ Steel Stem

For additional pendant length. Includes coupling. Use with EP918, EP924, EP936, and EP948

CAT NO.	SPECIFICATIONS
EP904W	White
EP904B	Black

© ELCO Lighting 2026. All rights reserved • Rev. 16 May 2025 • ELCO Lighting reserves the right to make specification and design changes without notice.

General

T-Bar Attachment Clip

Allows track to be attached to inverted T-Bar ceiling. Order as follow: (2) clips for 2′ or 4′ track, (3) clips for 6′ track, (4) clips for 8′ or 12′ track

CAT NO.	SPECIFICATIONS
EP989B	Black

Slope Ceiling Fixture Adapter

Allows use of extension wands on slope ceiling. 0º- 90º

CAT NO.	SPECIFICATIONS
EP906W	White
EP906B	Black

Track Pendant Kit

Track pendant kit with 60″ stainless steel cable. $^{1}/_{16}$″ stranded

CAT NO.	SPECIFICATIONS
EP960W	White
EP960B	Black

Clamp Cord and Track Adapter

Connects to Line Voltage track. Includes female track connector for attaching a Line Voltage fixture

CAT NO.	SPECIFICATIONS
EP907W	White
EP907B	Black

Pendant Assembly

Suspends track from ceiling. Order as follow: (2) kits for 2′ or 4′ track, (3) kits for 6′ track, (4) kits for 8′ track, (5) kits for 12′, (1) EP807 per feed

CAT NO.	SPECIFICATIONS
EP918W	White \ 18″
EP924W	White \ 24″
EP936W	White \ 36″
EP948W	White \ 48″
EP918B	Black \ 18″
EP924B	Black \ 24″
EP936B	Black \ 36″
EP948B	Black \ 48″

Sloped Ceiling Pendant Adapter

Sloped Ceiling Pendant adapter for use with EP918, EP924, EP936, and EP948

CAT NO.	SPECIFICATIONS
EP905W	White
EP905B	Black

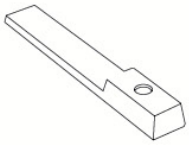

Wire Cover

Wire cover for power feed through with pendant assembly. One per run. For use with EP918 to EP948

CAT NO.	SPECIFICATIONS
EP807W	White
EP807B	Black
EP807BZ	Bronze
EP807N	Nickel

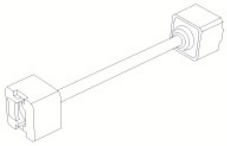

Extension Wand

Line voltage extension wands. Drops head from track

CAT NO.	SPECIFICATIONS
EP881W	6″
EP882W	12″
EP818W	18″
EP824W	24″
EP836W	36″
EP848W	48″
EP881B	6″
EP882B	12″
EP818B	18″
EP824B	24″
EP836B	36″
EP848B	48″

© ELCO Lighting 2026. All rights reserved • Rev. 16 May 2025 • ELCO Lighting reserves the right to make specification and design changes without notice.

Photometric Report

Koto™ LED Module

PHOTOMETRIC REPORT

Product #: ELK0730
Wattage / Lumens: 10.6W / 813.8 lm
Luminaire LPW: 76.7 lm/W

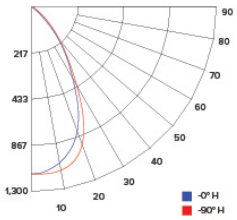

CANDLE POWER SUMMARY

Degress Vertical	0°
0	1186
5	1188
15	1004
25	536
35	254
45	93
55	27
65	12
75	6
85	3
90	1

ILLUMINANCE AT A DISTANCE

Distance to Target Plane	Center Beam Footcandles	Beam Diameter
4′	74.1	3.2′
6′	32.9	4.8′
8′	18.5	6.4′
10′	11.9	8.0′

ZONAL LUMEN SUMMARY

Zone	Lumens	%Luminaire
0-30°	580.1	71.3
0-40°	714.6	87.8
0-60°	797.0	98
0-90°	813.5	100

PHOTOMETRIC REPORT

Product #: ELK0735
Wattage / Lumens: 10W / 947.4 lm
Luminaire LPW: 95 lm/W

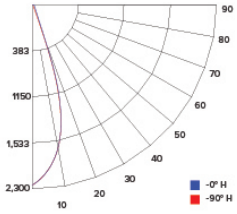

CANDLE POWER SUMMARY

Degress Vertical	0°
0	2249
5	2075
15	1257
25	388
35	72
45	31
55	21
65	11
75	5
85	0
90	0

ILLUMINANCE AT A DISTANCE

Distance to Target Plane	Center Beam Footcandles	Beam Diameter
4′	141	2.6′
6′	62.5	3.9′
8′	35.1	5.2′
10′	22.5	6.5′

ZONAL LUMEN SUMMARY

Zone	Lumens	%Luminaire
0-30°	812.7	85.8
0-40°	876.7	92.6
0-60°	919.5	97.1
0-90°	936.3	98.9

PHOTOMETRIC REPORT

Product #: ELK0930
Wattage / Lumens: 10W / 972 lm
Luminaire LPW: 97 lm/W

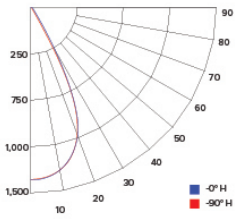

CANDLE POWER SUMMARY

Degress Vertical	0°
0	1455
5	1397
15	1175
25	655
35	306
45	116
55	38
65	16
75	7
85	2
90	1

ILLUMINANCE AT A DISTANCE

Distance to Target Plane	Center Beam Footcandles	Beam Diameter
4′	90.9	3.1′
6′	40.4	4.7′
8′	22.7	6.3′
10′	14.5	7.8′

ZONAL LUMEN SUMMARY

Zone	Lumens	%Luminaire
0-30°	685.9	70.6
0-40°	846.0	87.1
0-60°	946.8	97.5
0-90°	965.8	99.4

PHOTOMETRIC REPORT

Product #: ELK0935
Wattage / Lumens: 10W / 990.8 lm
Luminaire LPW: 99 lm/W

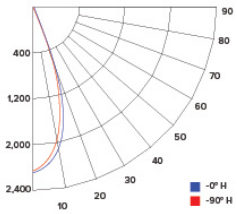

CANDLE POWER SUMMARY

Degress Vertical	0°
0	2295
5	2215
15	1501
25	569
35	104
45	37
55	25
65	15
75	9
85	6
90	6

ILLUMINANCE AT A DISTANCE

Distance to Target Plane	Center Beam Footcandles	Beam Diameter
4′	143	2.6′
6′	63.8	3.9′
8′	35.9	5.2′
10′	23.0	6.4′

ZONAL LUMEN SUMMARY

Zone	Lumens	%Luminaire
0-30°	826.6	83.5
0-40°	890.6	89.9
0-60°	937.1	94.6
0-90°	962	97.1

© ELCO Lighting 2026. All rights reserved • Rev. 16 May 2025 • ELCO Lighting reserves the right to make specification and design changes without notice.

ELCO Lighting

Dimmer Compatibility Chart

Standard Koto™ LED Modules

For ELK07, ELK08CT5, ELK09, ELK10CT5, ELK11 & ELK13 Series

For Reference Only

Testing conducted by ELCO Lighting is not a substitute for and does not imply certification by an independent laboratory or any other standards certification. Refer to manufacturer specifications for more detailed information on product certifications and standards. Consult the dimmer manufacturer prior to installation to ensure compatibility.

Manufacturer	Product	Part Number	Dimmed Light Output Range
Leviton	Decora SureSlide® Single Pole with Slide -to-Off	6672	15% - 100%
	Leviton Dimmer	1K35O2	5% - 100%
Lutron	Vive, 120V, 150W LED/CFL, 600W Incandescent/Halogen, FP, Single Pole/Multi-Location Dimmer, Commercial Application	MRF2S-6CL	12% - 91%
	Panel Model, Commercial/Residential Application, FP	GP (Harrier) Card	10% - 94%
	Grafik QS/Mailbox Power Module, 120/220 to 240V AC, LED/Incandescent/Halogen Load Type, Commercial/Residential Indoor Application, FP	LQRJ-WPM-6P	10% - 95%
	Grafik Eye 3000/HomeWorks, 120V, Incandescent/Fluorescent Load Type, Commercial/Residential Application, FP	HWI-WPM-6D-120	10% - 95%
	Panel Dimming Module, 120V, Commercial/Residential Application, FP	HW/LP-RPM-4U-120	10% - 95%
	Panel Adaptive Dimming Module, 120V, Commercial/Residential Application, FP	HW/LP-RPM-4A-120	9% - 95%
	HomeWorks® QS for CFL/LED loads, 120V, RP, Commercial/Residential Application	LQSE-4A1-D/MQSE-4A1-D/ MQSE-3A1/MQSE-2A1-D	8% - 95%
	Energi Savr Node LED+ Phase Adaptive, Commercial Application, Reverse Phase, (Zone 1) (Zones 2-4)	QSN-4A5-S	8% - 95%
	Energi Savr Node LED+ Phase Adaptive, Commercial Application, Foward Phase, (Zone 1) (Zones 2-4)	QSN-4A5-S	10% - 97%
	RadioRA®2, 120V, 50/60-Hz, 150W LED or 600W Incandescent/Halogen, 3-Way & 4-Way, Residential Application	RRD-6CL	10% - 95%
	RadioRA®3, 120V, 250W LED/CFL or 500W Incandescent/Halogen, Single Pole, Multi-Location	RRST-PRO-N	10% - 95%
	HomeWorks® QS, 120V, 60-Hz, 150W LED/CFL or 600W Incandescent/Halogen/MLV, Residential Application	HQRD-6CL(H2) HQRA-6CL(H2)	10% - 95%
	Homeworks QS, Residential Application, Reverse Phase	LQSE-4A-120-D	8% - 89%
	HomeWorks® for LED/Incandescent/Halogen loads, Reverse Phase, (Zone 1) (Zones 2-4)	LQSE-4A5-120-D	8% - 89%
	HomeWorks® for LED/Incandescent/Halogen loads, Foward Phase, (Zone 1) (Zones 2-4)	LQSE-4A5-120-D	10% - 100%
	Ariadni® C·L Single Pole/3-Way, 150W LED/CFL or 600W Incandescent/Halogen	AYCL-153P	10% - 100%
	Skylark Contour® C·L, Single Pole/3-Way, 150W LED/CFL or 600W Incandescent/Halogen	CTCL-153P	10% - 100%
	Skylark® C·L Single Pole/3-Way, 150W LED/CFL or 600W Incandescent/Halogen	SCL-153P	10% - 100%

Integrating our lighting with your Smart Home System is a breeze. Simply check your Smart Home system for compatible smart switches and cross refrence that with our Dimming Compatibility Chart. Once the switches are integrated with your Smart Home system your lights will be ready to go.

amazon alexa | Google Assistant | Apple HomeKit | INSTEON | LUTRON | wemo

2042 E. Vernon Ave. Vernon CA 90058 Tel 323.231.2600 Fax 323.231.3200 elcolighting.com

© ELCO Lighting 2026. All rights reserved • Rev. 16 May 2025 • ELCO Lighting reserves the right to make specification and design changes without notice.

Manufacturer	Product	Part Number	Dimmed Light Output Range
Lutron	Diva® Series 150W Single Pole/3-Way Dimmer	DVCL-153P	10% - 100%
	Skylark Contour® Single Pole/3-Way 1000W Incandescent/Halogen	CT-103P	10% - 100%
	Skylark® Single Pole 300W ELV Preset Dimmer	SELV-300P	5% - 100%
	Skylark® Single Pole 600W Incandescent/Halogen, Slide-to-Off Dimmer	S-600P	5% - 100%
	Diva® 300W Single Pole/3-Way ELV Dimmer	DVELV-303P	10% - 100%
	Diva® 600W Single Pole Incandescent/Halogen Preset Dimmer	DV-600P	5% - 100%
	Ariadni® 600W Single Pole Magnetic Low Voltage Dimmer	AYLV-600P	5% - 100%
	Ariadni® 600W Single Pole/3-Way Incandescent/Halogen Dimmer	AY-603P	5% - 100%
	Maestro® 600W Single Pole/3-Way ELV Dimmer	MAELV-600	5% - 100%
	Maestro® C·L Single Pole/3-Way Dimmer. 150W Max for LED/CFL or 600W Max for Incandescent/Halogen	MACL-153M	10% - 100%
	Caséta® Wireless Dimmer	PD-6WCL	10% - 100%
SnapOne™	Control4® Centralized 8-Channel Adaptive Phase Dimmer, 120/277V AC, 50/60-Hz, 200W LED, 500W Fluorescent/CFL, 1000W Incandescent/Halogen/ELV/MLV*	C4-DIN-8APD	5% - 100%
	Control4® Centralized 8-Channel Forward Phase Dimmer, 100/120V AC, 50/60-Hz, 200W LED, 500W Fluorescent/CFL, 1000W Incandescent/Halogen/MLV*	C4-DIN-8FPD	25% - 100%
	Control4® Wireless Adaptive Phase Dimmer, 120V AC, 50/60-Hz, 120W LED, 300W Fluorescent/CFL, 600W Incandescent/Halogen	C4-APD120	23% - 100%
	Control4® Forward Phase Dimmer, 120V AC, 50/60-Hz, 200W LED, 500W Fluorescent/CFL, 1000W Incandescent/Halogen	C4-FPD120	4% - 100%
*MLV each transformer must be loaded to at least 50% of its maximum load	Control4® Essential Forward Phase Dimmer, 120V AC, 60-Hz, 300W LED, 300W Fluorescent/CFL, 600W Incandescent/Halogen	C4-V-FPD120	1% - 100%

***NOTE: Refer to dimmer manufacturer's documentation for installation instructions and circuit details**

Disclaimer: Minimum and maximum loads for LEDs and CFLs are given in number of lamps and may vary depending on the lamp being used. Testing conducted by ELCO Lighting is not a substitute for and does not imply certification by an independent laboratory or any other standards certification. Refer to manufacturer specifications for more detailed information on product certifications and standards.

Integrating our lighting with your Smart Home System is a breeze. Simply check your Smart Home system for compatible smart switches and cross refrence that with our Dimming Compatibility Chart. Once the switches are integrated with your Smart Home system your lights will be ready to go.

amazon alexa | Google Assistant | Apple HomeKit | INSTEON | LUTRON | wemo

2042 E. Vernon Ave. Vernon CA 90058 Tel 323.231.2600 Fax 323.231.3200 elcolighting.com

© ELCO Lighting 2026. All rights reserved • Rev. 16 May 2025 • ELCO Lighting reserves the right to make specification and design changes without notice.